



## FIRE GROUND SURVIVAL

### Grant Guidance

The FY2024 Assistance to Firefighters Grant (AFG) Training and Equipment program is a great opportunity to apply for grant funding to bring the **IAFF Fire Ground Survival (FGS) Train-the-Trainer Program** to your department.

**Contact the IAFF FGS Program Office by email, [fgs@iaff.org](mailto:fgs@iaff.org), or by phone at (202) 824-1572 to discuss the different IAFF FGS options before applying for an AFG Grant for Fire Ground Survival.**

FEMA continues to emphasize the importance of training in the AFG grants program and has determined the highest benefit is derived from instructor-led training that is hands-on and leads to a national or state certification. Therefore, applications focused on national or state certification training, including train-the-trainer initiatives, receive a higher competitive rating. Instructor-led training that requires students to demonstrate academic competence and/or practical proficiency for certification will receive a high competitive rating. Instructor-led training that does not lead to a certification as well as any self-taught courses will not be high priorities.

Proposed training projects that benefit the highest percentage of applicable personnel within a fire department, or that will be open to other departments in the region, will receive the highest consideration and thus have a competitive advantage. It is possible to submit a regional training application for the FGS program; however, as part of the application you must submit MOU's on department letterhead from each participating agency.



To learn more about the AFG application process click [here](#). You will find several resources to assist you in preparing your application, including:

- AFG Application Information Get Ready Guide
- AFG Narrative Get Ready Guide
- AFG Program Guidance

\*If FEMA has not yet posted the Notice of Funding Opportunity Announcement (NOFO), application link, or start dates of the application, you can sign up to [receive email alerts](#) when FEMA releases that information.

Eligible uses of training funds include, but are not limited to:

- Tuition, exam/course fees, and certifications/certification expenses
- Purchase of training curricula, training supplies and training services (instructors) are allowed. Training props are now Medium Priority for Fire Departments and Regional applicants, DO NOT APPLY FOR MEDIUM PRIORITY ITEMS
- Overtime expenses paid to career fire fighters to attend training or to cover colleagues who are in training

Ineligible Activities:

- Construction of facilities (buildings, towers, etc.)
- Site preparation to accommodate any training activity, facility, or prop
- Firefighting equipment, or PPE, for use in training exercises, such as SCBA
- Purchase or lease of real estate
- Remodeling not directly related to grant activities

Training is categorized as a High (H), Medium (M) or Low (L) funding priority; within each category (H, M, L), listed activities have an equal funding priority. Fire fighter safety and survival is categorized as a **HIGH priority**.

Other Scoring Considerations:

- Multiple departments trained
- Number of firefighters trained
- Instructor-led vs. media-led
- Population served



- Call volume

Once you access the online application for the AFG program, you will begin by completing sections of the applications with demographic information specific to your department. ***It is recommended that you review these sections as soon as possible so you can begin to gather the required information.***

We recommend typing your Narratives in a Word Document outside of the application, then copying and pasting it into the written narrative sections. ***Otherwise, the application will time out and you will lose what you have written.***

- After pasting your narratives in each section, we recommend fixing any issues.

## **The AFG Application:**

The first sections of the application are about your organization.

**Applicant characteristics:** includes a narrative section where you must describe your critical infrastructure.

Discuss:

- Schools and Universities
- Health Care Facilities
- Chemical or Manufacturing Facilities
- Transportation Infrastructure – Roads, Bridges, Ports, Rail
- Large Commercial or Industrial Sites
- Power plants, water / sewer treatment, dams, etc.
- Other high-consequence infrastructure that is not listed above

**Operating budget:** includes a narrative section where you must describe your organization's need for Federal financial assistance. ***There is a 4,000-character limit to this narrative.***

Your Financial Need narrative should address why your organization has been unable to fund your request locally, including such details as:

- Describe why you can't complete this project without the assistance of federal funds.
- Compare your income to expenses in order to illustrate current funding deficiencies.
- Show other attempts you have made to fund department needs.



- Describe your community/agency budgets including:
  - Where money comes from
  - Where money goes
- What are your funding challenges?
- Provide attempts to acquire funding from other sources.
- Describe operating budget limitations.
- What does the future look like? Are revenues likely to increase or decrease and why?
- List primary sources of revenue, average annual operating budget over the last several years, how much is dedicated to personnel costs etc.?
- What are the consequences for not receiving the award?
- Will you be able to provide this critical training without this award?
- Will this place fire fighter lives at risk?
- Describe financial stressors:
  - Other capital projects
  - Unemployment rate
  - Loss of tax base
  - Non-tax paying entities
  - Any deficit spending from previous years that must be paid this year.
  - Anything putting a strain on your budget.
- What has your department done to control costs? Has the union offered concessions?
  - If so, state, "IAFF local ## has provided concessions..."
  - Have fire prevention or other staff been moved to front line positions to reduce overtime?
- Define and explain local terms.
  - For example, explain any tax levy limiting legislation that you may have in place in terms that someone not familiar with your area will understand.
- Has your department had large expenditures which limited your ability to pay for the requested equipment?
  - Perhaps you recently added personnel or are playing catch-up after years of neglecting the capital budget because all funding was directed to keeping fire stations open.
- If you have shown budget increases for prior years, or have a large reserve, explain where funds are directed and why they can't be used.
  - For example, station or apparatus replacement, pension obligation increases, etc.



- Provide an itemized budget breakdown.

**Applicant and community trends:** includes statistics on injuries and apparatus information.

**Community description:** includes a narrative section where you must describe your organization and/or community that you serve. *There is a 4,000-character limit.*

Discuss:

- Number of residents served
- Number of square miles protected
- Number and types of responses
- Describe the area you protect
- Critical infrastructure protected by your organization
- Firefighter I and II training and certification – Remember, this is a high priority for the AFG program. If your organization has not trained all fire fighters to this level and you are not requesting funds to do so, you will need to discuss your plans for doing so.
- What are your community's greatest needs, risks and challenges and how does your request address these?

**Call volume:** Department Specific Call Volume Data

**Grant request details:** This is where you begin to complete the information specific to the IAFF Fire Ground Survival Train-the-Trainer Program.

- Click the “**Add Activity**” button



## Grant request details

Are you requesting a Micro Grant? A Micro Grant is limited to \$75,000 in federal resources.

- ☐ Yes  
☒ No

### Instructions

If you intend to request funds for an activity, you must answer all of the activity specific questions and specify at least one budget item [budget object class information](#). The cost figures you provide do not have to be firm quotes from your vendors, but they should be estimated based on research of current prices (i.e., check with at least two vendors for your estimates). If you do not have these estimates, you can come back and modify this area at any point before you submit your application to DHS. The Assistance to Firefighters Grant Program does not allow for any grant funds to be used for construction. Select grant writer fee when adding an activity if there is a grant-writing fee associated with the preparation of the request

 **+ Add activity**

**Grand total: \$0.00**


- Select “**Training**” from the list

## Add activity to Request Details

Select activity:

Select

Select  
Equipment  
Modify facilities  
Personal Protective Equipment (PPE)  
**Training**  
Wellness and fitness programs  
Vehicle acquisition  
Grant writer fee





- This adds the main Narrative Fields to the application.
  - This will be addressed later in this guide



In the Request Information Section click the “Add a Project” button.

**Statement of Effect on Operations:** Explain how this funding request will enhance the organization's overall effectiveness. Describe how the grant award will improve daily operations and reduce the organization's risk(s) including how frequently the requested item(s) will be used and in what capacity. Indicate how the requested item(s) will help the community and increase the organization's ability to save additional lives and property. Jurisdictions that demonstrate their commitment and proactive posture to reducing fire risk, by explaining their code enforcement (to include Wildland Urban Interface code enforcement) and mitigation strategies (including whether or not the jurisdiction has a FEMA-approved mitigation strategy) may receive stronger consideration under this criterion.





**+ Add a project**

Project

An activity must contain at least one project. You must add a project or remove this activity.

- Select “Firefighter Safety and Survival Training (NFPA 1407)”



Emergency Medical Technician - Advanced (NFPA 1001)  
Emergency Scene Rehab (NFPA 1584)  
Fire Apparatus Driver/Operator (NFPA 1002)  
Fire Educator (NFPA 1035)  
Fire Inspector (NFPA 1031)  
Fire Investigator (NFPA 921, 1033)  
Fire Officer I, II, III, IV (NFPA 1021)  
Fire Prevention (NFPA 1037, 1730)  
Fire/Emergency Services Instructor (NFPA 1041)  
Firefighter I (NFPA 1001)  
Firefighter II (NFPA 1001)  
**Firefighter Safety and Survival Training (NFPA 1407)**  
Hazardous Materials Response - Awareness, Operations, Technician (NFPA 470)  
Infection Control (NFPA 1581)  
Maritime Firefighting (NFPA 1005, 1405, 1925)  
Mass Casualty Incident Training (MCI)  
NIMS/Incident Management System (IMS) (NFPA 1026, 1561 / NFA/EMI/NWCG)  
Paramedic to Community Paramedic (NFPA 1001)  
Rapid Intervention Training (NFPA 1407)  
Select

Add this project

- After this selection, it will add additional fields to the application. There is a question asking you “Provide a detailed description of the Training Program you selected”. *You have 500 characters*. Discuss how training is comprised of the following concepts:
  - Instructor-led
  - Requires students to demonstrate skills with both academic competence as well as practical proficiencies
  - Hands-on, train-the-trainer program
  - Training for Mayday prevention and operations are consistent between fire fighters, company officers and chief officers
  - Fire fighters must be trained to perform potentially life-saving actions if they become lost, disoriented, injured, low on air or trapped
  - Developed by subject matter experts from the IAFF, IAFC and NIOSH and funded by a FIRE Act grant
  - Applies the lessons learned from NIOSH FF fatality investigations.

## Section Questions:





# INTERNATIONAL ASSOCIATION OF FIRE FIGHTERS

- Generally, this program can best be categorized as: - **select** – “Training that is evaluated using National or State Standards.”
- Generally, the training program provided under this grant: - **select** – “Will bring your department into compliance with recommended applicable NFPA or other standards.” *You will have 500 characters to explain your answer.* This training program addresses the following federal regulations:
  - OSHA Respiratory Protection Standard, Title 29, Code of Federal Regulations, 1910.134
  - OSHA Fire Brigade Standard, Title 29, Code of Federal Regulations, 1910.156
  - Related National Fire Protection Association (NFPA) consensus standards including NFPA 1404, NFPA 1407, NFPA 1500, NFPA 1561, NFPA 1981, and NFPA 1982
  - Also describe the specific risks and operational capabilities this training will address
- Will this training enhance your ability to perform mutual aid? - **select** – “Yes.” You will have *500 characters* to explain your answer.
  - How does this training enhance your ability to perform mutual aid?
  - Does it standardize standard operating procedures for Mayday operations?
  - Why is it important for all members to follow the same procedures during a Mayday?
  - Are there SOP's for other fireground operations that enhance mutual response capabilities, and will this training do the same?
  - Why is this important?
- Will this training include members from other departments? – Remember - proposed training projects that benefit the highest percentage of applicable personnel within a fire department or that will be open to other departments in the region receive a high competitive advantage.
- Will this training be: - **select** – “Instructor-led”

Click the “**Add an item**” button



☐ No

Will this training include members from other fire departments and/or nonaffiliated EMS organizations?

☐ Yes

☐ No

Will this training be:

☐ Instructor-led

☐ Self-directed/test-validated

☐ None of the above

+ Add an item

Cost Items

A project must contain at least one item. You must add an item or remove this project.

- Select “**Rescue**” from the list

Driver/Operator  
EMT (Advanced, Paramedic, Community Paramedic)  
EVOC  
Firefighter I  
Firefighter II  
Haz-Mat  
Inspector  
Investigator  
Library  
Manufacturer Burn Simulator  
Marine  
Non-Construction  
Officer I-IV  
Paramedic  
Public Educator  
Reference Texts  
**Rescue**  
Specialized  
Supplies  
Wildland

Select

Add this item

- Budget Class is “**Contractual**”



**Add an item**

Item  
Rescue

Description

Select  
Construction  
**Contractual**  
Equipment  
Fringe benefits  
Indirect charges  
Other  
Personnel  
Supplies  
Travel  
Select

Total  
\$ \$0.00

**Add this item**

- **Cost: Contact the IAFF FGS Program Office to confirm options and prices.**
  - If a department has access to the Fire Ground Survival and/or Fire Fighter Rescue props and only needs the class and student manuals/certificates = **\$42,000**
  - If a department has access to the Fire Ground Survival props but needs to purchase the Fire Fighter Rescue props/signs and needs the class and student manuals/certificates = **\$57,000**
  - If a department needs only the Fire Ground Survival props and the class and student manuals/certificates (does not want FF Rescue class/props) = **\$57,500**
  - If a department needs the FGS/FF Rescue class and needs all props = **\$72,000**
  - If a department needs the FGS/FF Rescue class including the FGS trailer = **\$105,000. Keep in mind that this option will probably not be funded under FY24 AFG program.**

**IMPORTANT NOTE:** For FY24 AFG Props are a medium priority item for both regional applications and individual departments. It is recommended to use the bottom-line costs for the programs and do not discuss the props in the application. Explain that the contract cost of the program includes ALL costs to fully conduct this training



program, including instructors, materials and supplies needed. **DO NOT MENTION PROPS.**

- Quantity: - You have a couple of different options here.
  - a. If you plan to host a class of the maximum number of 30 students (all members of your department) enter the number 30 for the quantity and cost of the selected program option divided by 30 as the unit number.
  - b. If you plan to host a class of the maximum number of students, but some members will come from other departments, enter number “1” for the quantity and appropriate cost of the selected option as the unit cost.
  - c. **Contact the IAFF FGS Office to determine the best choice of program for you to apply for.**
- You will have *500 characters* to explain the information about the training you want funded.

Discuss:

- Instructor-led
- Train-the-Trainer format to increase the number of personnel trained while minimizing cost
- Train all ranks within the department
- Includes classroom and hands-on instruction, all instructor and resource materials.

## **Go Back and Fill in the Main Narrative Sections:**

**Project Description and Budget:** Clearly explain the organization's project objectives and the relationship to your organization's budget (e.g., personnel, equipment, contracts, etc.) and risk analysis by providing statistics to justify the needs. Describe the various activities to be implemented, including program priorities or facility modifications, to include details on how these are consistent with project objectives, your organization's mission and national, state, and/or local requirements. Provide details that link the proposed expenses to operations and safety, as well as to the completion of the project's goals. *You are limited to 4,000 characters.*



## Clearly identify all aspects of the project and project budget.

- Identify the problem, solution, and cost.
- Describe how project aligns with program priorities.
- Demonstrate that the project will be completed within the 1-year period of performance.
- Mention that the grant is combined effort of management and labor.
  - **Include IAFF local # and the city/town**

## Discuss:

- Critical infrastructure assets of significance that are subject to potential terrorist attacks
- Vital services to (number of residents) of (city name)
- Types of facilities protected
- The number of personnel you intend to train
- What the training includes (skills that are essential to surviving in the event the fire fighter is lost, trapped, injured, or is experiencing an SCBA malfunction, communications during a fire fighter emergency, so that fire fighters responding with other jurisdictions on automatic and mutual aid incidents are knowledgeable of how to communicate with other fire agencies)
- The need for this training and how it will improve fire fighter safety
- How will the program be delivered?
- How many hours of training are included?
- Mention that this is a Train-the-Trainer program
- After the initial delivery of the FGS program, how will you go about providing training to the rest of your members.
- Describe how you will minimize the impact on the department's ability to provide service during training.
- What topics will be covered in the training?
- Why are these topics important to your department and mutual aid?
- What federal regulations or national standards are addressed with this training?

## Need to consider the following:

- Personnel Costs



- Costs for 30 personnel to go through training if hosting a class and not opening it up to other departments; consider overtime rates for personnel attending and other administrative costs for personnel that may be necessary.
- How the training will be delivered - Will you host the class and allow other attendees to offset the costs or will all 30 spots be filled with personnel from your department? Once your instructors are trained how will you deliver the training to the remaining members of your department?
- Need to explain how you will meet the mandatory match of the grant money being requested.

**Cost Benefit:** Describe how you plan to address the operations and personal safety needs of your organization, including cost effectiveness and sharing assets. The Operations and Safety Cost Benefit statement should also include details about gaining the maximum benefits from grant funding by citing reasonable or required costs, such as specific overhead and administrative costs. The request should also be consistent with your organization's mission and identify how funding will benefit your organization and affected personnel. *You will be limited to 4,000 characters.*

Discuss:

- Number of first responders to receive the training
- Number of residents who will be better protected
- Why are your fire fighters not currently trained to perform the survival skills of disentanglement, removing oneself from a hazardous environment by breaching and exiting through a wall, and self-rescuing out of an upper floor window?
- Why is it critical that they receive this training?
- How will this training better prepare your members to perform risk – benefit analysis during an incident?
- How does improving your ability to read smoke, understand building construction and heat release improve your ability to protect your members and the citizens you serve?
- Have these issues been listed as contributing factors in past near-misses and LODD investigation reports?
- Is there a benefit to training on preventing the Mayday from occurring and why?
- Why is SCBA training and communications training important to fire fighter survival?
- Why is it important to include all members and all ranks within your department?
- Is there a benefit to the incident commander knowing the actions a fire fighter will take during a Mayday situation and why?



- Why is it important to learn and practice these skills before the emergency occurs?
- Will you collect data and evaluations that demonstrate the effectiveness of your training and how will you collect that information?
- Provide a Breakdown per capita. (i.e. Cost / resident / firefighter)

**Statement of Effect on Operations:** Explain how this funding request will enhance the organization's overall effectiveness. Describe how the grant award will improve daily operations and reduce the organization's risk(s) including how frequently the requested item(s) will be used and in what capacity. Indicate how the requested item(s) will help the community and increase the organization's ability to save additional lives and property. Jurisdictions that demonstrate their commitment and proactive posture to reducing fire risk, by explaining their code enforcement (to include Wildland Urban Interface code enforcement) and mitigation strategies (including whether or not the jurisdiction has a FEMA-approved mitigation strategy) may receive stronger consideration under this criterion. *You will be limited to 4,000 characters.*

Remember, the most important thing is for you to tell your story and why this funding and training are critical to your members and the community you protect. Additionally, proposed training projects that benefit the highest percentage of applicable personnel (your department and others) receive a higher rating and are more likely to be funded.

Include items such as:

- How it will improve operations
- How it will increase department viability
- Reduce risk
- Use and frequency of use
- Impact on fire fighter and public safety
- Have you had instances where the lack of training resulted in further damage or injuries to fire fighters, civilians, or property?

To add **Additional Funding for overtime or backfill:**

- At the end of the Narratives section
  - Click the **"Add a Project"** button



**Statement of Effect on Operations:** Explain how this funding request will enhance the organization's overall effectiveness. Describe how the grant award will improve daily operations and reduce the organization's risk(s) including how frequently the requested item(s) will be used and in what capacity. Indicate how the requested item(s) will help the community and increase the organization's ability to save additional lives and property. Jurisdictions that demonstrate their commitment and proactive posture to reducing fire risk, by explaining their code enforcement (to include Wildland Urban Interface code enforcement) and mitigation strategies (including whether or not the jurisdiction has a FEMA-approved mitigation strategy) may receive stronger consideration under this criterion.

[+ Add a project](#)

Project

An activity must contain at least one project. You must add a project or remove this activity.

- Select **“Additional Funding”**

Select

**Additional funding**

Advanced Emergency Medical Technician to Paramedic (NFPA 1001)  
Aircraft Rescue Firefighting (ARFF) (NFPA 402, 403, 1003)  
Another officer (NFPA 1021)  
CBRNE Awareness, Performance, Planning, and Management  
Confined Space Response- Awareness, Operations, Technician (NFPA 2500/29 CFR 1910.146)  
Critical Incident Debriefing / Crisis Intervention (NFPA 1500)  
Emergency Medical Responder (NFPA 1001)  
Emergency Medical Technician (NFPA 1001)  
Emergency Medical Technician - Advanced (NFPA 1001)  
Emergency Scene Rehab (NFPA 1584)  
Fire Apparatus Driver/Operator (NFPA 1002)  
Fire Educator (NFPA 1035)  
Fire Inspector (NFPA 1031)  
Fire Investigator (NFPA 921, 1033)  
Fire Officer I, II, III, IV (NFPA 1021)  
Fire Prevention (NFPA 1037, 1730)  
Fire/Emergency Services Instructor (NFPA 1041)  
Firefighter I (NFPA 1001)

Select

[Add this project](#)

[x Cancel](#)

Under the **“Additional Funding”** section you can add the cost of personnel attending





the training and/or other costs to conduct this training. *You will have 2,000 characters to explain your request.* If you are requesting the cost for personnel to attend training or to cover colleagues who are in training, be sure to include the number of personnel x the number of hours x the hourly rate. Explain the need for the personnel costs which may include the need to maintain minimum response capabilities during the scheduled training. The more detail you provide on the requested funds, the better understanding the reviewers will have of your request.

- Eligible uses of training funds include, but are not limited to:
  - Tuition, exam/course fees, and certifications/certification expenses
  - Purchase of training curricula, training equipment rental
  - Overtime expenses paid to career firefighters to attend training or to cover colleagues who are in training

**Grant request summary:** This section will fill in automatically

- Review for accuracy and mistakes

**Budget summary:** This section will fill in automatically

- Review for accuracy and mistakes

For additional information on applying for grants, contact the IAFF Grants Department at [FireGrants@iaff.org](mailto:FireGrants@iaff.org)

For more information on the IAFF Fire Ground Survival Program, visit our website at <https://www.iaff.org/fire-ground-survival>, contact us by email at [fgs@iaff.org](mailto:fgs@iaff.org), or by phone at (202) 824-1572.

## **Requesting a Grant Review by IAFF Grant Staff**

The IAFF Grants Department is available to assist IAFF affiliates and their fire departments through the application process. For more information, contact the IAFF Grants Department via email - [firegrants@iaff.org](mailto:firegrants@iaff.org). To request a review of an application prior to submission, or any application that was turned down in a prior application cycle, affiliates can send their completed application, including both the data entry and narrative portions, to the IAFF Grants Department.